



**Mediterranean Memorandum of
Understanding on Port State Control**

Annual Report 2015

(Published 2016)

FOREWORD

We are pleased to present the Annual Report on Port State Control in the Mediterranean region for year 2015 which is published under the auspices of the Port State Control Committee of the Mediterranean MoU.

The 10 members of the memorandum have carried out 5,740 inspections compared with 5049 in 2014. The number of detentions was 298 in 2014 and slightly increased to be 300 detentions in 2015.

There are several notable developments in the Med MOU in 2015. A data exchange agreement between Med MoU and Lloyd's List Intelligence was signed. The Med MoU held the annual 17 Port State Control Committee Meeting in Aqaba, Jordan in October 2015. From 1st September 2015 to 30th November 2015, the MED MOU carried out a Concentrated Inspection Campaign (CIC) on Crew Familiarization for Enclosed Space Entry throughout the region. This campaign involved all member States of the Med MOU and was conducted in conjunction with the Tokyo MOU, Paris MOU, Black Sea MoU and Indian Ocean MoU.

During 2015, the Secretariat continued the improvement of the Quality Management System and was successfully audited ISO 9001:2008.

This annual report highlights the developments and activities of the Med MOU in 2015. Moreover, the report also provides port State control statistics and analysis on the results of inspections carried out by member Authorities during 2015

We would like to thank all the members of the Management Advisory Board (MAB) who continued to serve the Med MoU throughout 2015 and all of the Committee Member States for their support during the year and we would like especially to thank all of the Med MoU Port State Control Officers and their Administrations for their excellent work throughout the year.



Chairman
Port State Control Committee



Secretariat
Med MoU Secretary

CONTENTS

OVERVIEW

Introduction	4
The Committee	6
The Management Advisory Board Meetings (MAB)	7
The Information Center (CIMED)	7
Appeal on Detentions	8
Concentrated Inspection campaign (CIC)	8
Co-operation With International Organizations	8
Co-operation With Other Regional Port State Control Regimes	9
Annual Statistical Report 2015	10

STATISTICAL ANNEXES

Contribution of Mediterranean MoU Members to Inspections / Detentions in Year 2009-2015	12
Number of inspections	12
Number of detentions	13
detentions in % of inspections	13
MoU inspections for year 2015	
Annual Figure	14
Number of monthly Inspection, Detention and Inspection with deficiencies	14
Statistics Summary 2015	
Summary Inspection/Detention/inspection with deficiencies	15
Number of Inspections, Detentions and Inspections with deficiencies per member state	16
Number and % of inspection, deficiencies and detention per ship's type	17
Number and % of nature of deficiencies	18
Number and % of inspection, detention and detention's percentage per major Classification Society	19
Detailed annual figures 2015	
Detail inspection/detention/ % per Flag Administration	20
Nature of deficiency number detailed by Flag Administration	24
Med MoU Secretariat Contact Details	28
CIMED Contact Details	28
Med MoU Member States focal points	29

OVERVIEW

Introduction:

This Annual Report is published under the auspices of the Med MoU committee on PSC. This annual report is the tenth issue and covers port State control activities and developments in the year 2015.

In accordance with the provisions of the Memorandum, the Authorities which have signed and formally accepted the Memorandum or which have been accepted with unanimous consent of the port State control committee would become full members.

Currently; the Memorandum has 10 full members namely: Algeria, Cyprus, Egypt, Israel, Jordan, Lebanon, Malta, Morocco, Tunisia and Turkey.

The Port State Control Committee established for Monitoring and controls the implementation and on-going operation of the Memorandum.

The Committee consists of representatives of the member Authorities and also observers from the maritime Authorities and the inter-governmental organizations which have been granted observer status by the committee, namely: International Maritime Organization (IMO), International Labour Organization (ILO), European Commission (EC), Paris MoU, Black Sea MoU and the US Coast Guard. The Secretariat of the Memorandum is located in Alexandria, Egypt and its Information Centre in Casablanca, Morocco.

For the purpose of the Memorandum, the following instruments are the basis for Port State Control activities in the region:

- The International Convention on Load Lines, 1966 (LOAD LINES 66);
- the Protocol of 1988 relating to the International Convention on Load Lines, 1966 (LL PROT 88);
- The International Convention for the Safety of Life at Sea, 1974 (SOLAS 74);
- The Protocol of 1978 relating to the International Convention for the Safety of Life at Sea, 1974 (SOLAS PROT 78);
- The Protocol of 1988 relating to the International Convention for the Safety of Life at Sea, 1974 (SOLAS PROT 88);
- The International Convention for the Prevention of Pollution from Ships, 1973, as modified by the Protocol of 1978 relating thereto, and as further amended by the Protocol of 1997 (MARPOL);

- The International Convention on Standards of Training, Certification and Watch keeping for Seafarers, 1978 (STCW 78);
- The Convention on the International Regulations for Preventing Collisions at Sea, 1972 (COLREG 72);
- the International Convention on Tonnage Measurement of Ships, 1969 (TONNAGE 69);
- The Merchant Shipping (Minimum Standards) Convention, 1976 (ILO Convention No. 147) (ILO 147);
- The Protocol of 1996 of the Merchant Shipping (Minimum Standards) Convention, 1976 (ILO Convention No. 147) (ILO147);
- The Maritime Labour Convention, 2006 (MLC 2006);
- The International Convention on Civil Liability for Oil Pollution Damage, 1969 (CLC 1969);
- Protocol of 1992 to amend the International Convention on Civil Liability for Oil Pollution Damage, 1969 (CLC PROT 1992);
- International Convention on the Control of Harmful Anti-Fouling Systems on Ships, 2001 (AFS 2001);
- The International Convention on Civil Liability for Bunker Oil Pollution Damage, 2001;



THE COMMITTEE

The Seventeenth Committee Meeting was held in Aqaba, Jordan from 27 to 29 October 2015. The meeting was hosted by the Maritime Administration of Jordan. The meeting was attended by the representatives of the member Authorities of Cyprus, Egypt, Jordan, Malta, Morocco, Tunisia and Turkey, observers from Paris MoU, Black Sea MoU and United States Coast Guard – USCG.



The Med MoU 17th Committee meeting 27th – 29th October 2015

Important outcomes of this meeting:

- The Committee agreed to sign the Agreement with Lloyd’s List Intelligence for the period of one year.
- The Committee agreed to include “Accidental damage” to the Med MoU inspection report “Form B” by adding a Check Box to indicate whether the ground for a detention is the result of accidental damage suffered by the ship.
- The Committee meeting extended their gratitude and appreciation to the European Commission and the European Maritime Safety Agency (EMSA) for the excellent co-operation and strong working relationship with the MoU MoU and for the activities implemented through the SAFEMEDIII project.

MANAGEMENT ADVISORY BOARD MEETINGS (MAB)

The Management Advisory Board for the Mediterranean Memorandum of Understanding on Port State Control met two times in year 2015. It was composed of participants from Cyprus, Egypt, Morocco, Turkey, Chairman, the Med MoU Secretariat, and CIMED.

- The Fourteen meeting took place in Marsa – Malta from 28th – 29th July 2015.
- The Fifteen meeting took place in Aqaba - Jordan on 26th of October 2015.

MAB recommendations:

Through two meetings following are the outline remarks on the recommendations presented to the 17th Committee Meeting:

- The MAB reviewed the revised version of the “Subscription Agreement” and the new simplified version of the “Data Exchange Agreement” with the Lloyd’s List Intelligence and recommended the Committee to accept the agreement for a period of one year.
- The MAB meeting reviewed the 2014 annual statistical report, after inserting the Algerian Maritime Authority inspection data for year 2012 and 2013, and recommend to the Committee to accept it.

THE INFORMATION CENTER (CIMED)

The Med MoU Information Center has been established in Morocco, for the purpose of exchanging information on port State inspection, in order to make available to authorities information on inspection of ships on other regional ports to assist them in their selection of foreign flag ships to be inspected and in the exercise of port State control in the region.

Most important achievements of the CIMED:

1. From July 2015, the Electronic Platform (MaKCs) hosting DLP and on Rule Check tool is available for all Med MoU PSCO’s.
2. New version 0.4 of the MEDSIS was launched and the Target Factor Criteria was integrated into the system.

3. MEDSIS mobile is a public app displaying data from MEDMOU on port state control system, android version is available on Google store, and IOS version is also published.

APPEAL ON DETENTIONS

During 2015 the Med MoU Secretariat received two appeals against detention in the Mediterranean region the M/V “KAITY and MV/Prince Joe”. The Med MoU Secretariat setup a review panels according the Memorandum for both cases. Both panels agreed with the detention decisions made by the PSC.

CONCENTRATED INSPECTION CAMPAIGN (CIC)

The Med MoU on PSC carried out a Concentrated Inspection Campaign (CIC) on “Crew Familiarization and Entry into Enclosed Spaces” between 1st September 2015 and the 30th November 2015, which prepared jointly by Paris MoU and Tokyo MoU. During the CIC, 26 % of the detentions were CIC topic related and 1.77% from ships inspected with the CIC questionnaire (1068) was detained with the CIC topic deficiencies which may be considered an acceptable level of compliance with the provisions of SOLAS and STCW.

CO-OPERATION WITH INTERNATIONAL ORGANIZATIONS

➤ **International Maritime Organization (IMO)**

- The Med MoU has inter-governmental status (IGO) since 2006 in IMO meetings. The Med MoU Representatives participated in the 2nd Session of the Sub-Committee on Implementation of IMO Instruments (III 2) in July 2015.
- Exchange of Data with IMO; the uploading into GISIS is always current starting from August 2011.

➤ **European Commission (EC)**

SAFEMEDIII project; implemented by European Maritime Safety Agency (EMSA). Most important achievements of the project are following:

- The Training on Electronic Platform (MaKCs) hosting DLP and on RuleCheck has organized by EMSA on 23 July 2015 in Lisbon (CIMED, Jordan, Lebanon, Morocco, Tunisia and Turkey) attended that training.

- Seminar for Med MoU PSCOs on the new MEDMoU procedures has organized by EMSA from 23 to 26 February 2015 in Lisbon (11 participants; Algeria, Israel, Jordan, Lebanon, Morocco and Tunisia).
- DLP Package for PSCOs; 16 modules on Port State Control inspections in line with IMO and MEDMoU procedures were provided.

CO-OPERATION WITH PARIS MOU

The Med MoU has established and maintained effective and close cooperation with the Paris MoU, both at administrative and technical levels.

The Chairman of Med MoU on PSC **Capt. Mark A. Chapelle** represented the Med MoU at the 48th Paris MoU Committee meeting in Noordwijkerhout, The Netherlands on 18-22 May 2015.

Paris MoU in cooperation with IMO organized an Expert Training on Safety and Environment organized for PSCO in The Hague, Netherlands from 3 to 6 March 2015. The Maritime Authority of Turkey representative participated in the course on behalf of the Med MoU.

CO-OPERATION WITH BLACK SEA MOU

The Med MoU has a special cooperation with the Black Sea MoU in the area of exchanging PSCOs to gain experience and harmonization on the job training between both MoUs.

The Med MOU was represented by the Republic of Turkey at the 16th Black Sea MoU Committee meeting in 2015 in Batumi, Georgia from 21 to 23 April.

CO-OPERATION WITH TOKYO MOU

Fifth general training course (GTC5) for PSCOs organized by the Tokyo MoU, in cooperation with IMO in Japan, from 24 August to 18 September 2015; The Maritime Authority of Egypt representative participated in the course on behalf of the Med MoU.

Expert Training Course on port State Control, jointly organized by the Viña del Mar Agreement and Tokyo MoUs, was held in Callao, Peru, from 16 to 27 March 2015. The Maritime Authority of Jordan representative participated in the course on behalf of the Med MoU.

ANNUAL STATISTICAL REPORT 2015

In the following annual statistics the facts and figures of 2015 are listed, the figures show an increase in the number of inspections and detentions.

INSPECTIONS

With a total number of 5,740 inspections performed in 2015 the inspection figures showed an increase of 691 inspections (13%) compared with the figures of 2014.

The greatest contribution for inspections was from Egypt with 1,557 inspections then from Turkey with 1,556 inspections.

The greatest percentage of inspections was in the "General cargo/multipurpose ship" which was 2,171 inspections (38% of all inspections).

DETENTIONS

The detention figures showed an increase in the number of detentions in 2015 compared with 2014. The average detention rate in 2015 is 5.22% which is lower than 2009 which showed a detention rate of 10.15%.

The greatest percentage of detentions was on "General cargo/multipurpose ship" which is 236 detentions (79% of total number of detentions).

DEFICIENCIES

Number of deficiencies (15,823)

In 2014 the number of deficiencies recorded was 15,092 deficiencies; in 2015 this number slightly increased by (5%) compared with 2014. The ratio of deficiencies per inspections decreased from 3 in 2014 to 2.76 in 2015.

The greatest percentage of deficiencies recorded was on "Safety of navigation" with 18.37% of total number of deficiencies (2,907 deficiencies), 1,075 deficiencies recorded for the "Nautical publications" and 460 deficiencies for the "Charts".

Number of ships with deficiencies (2,862)

In "General cargo/multipurpose ship" the greatest number of deficiencies recorded which were 1,474 deficiencies (52% of total number of deficiencies).

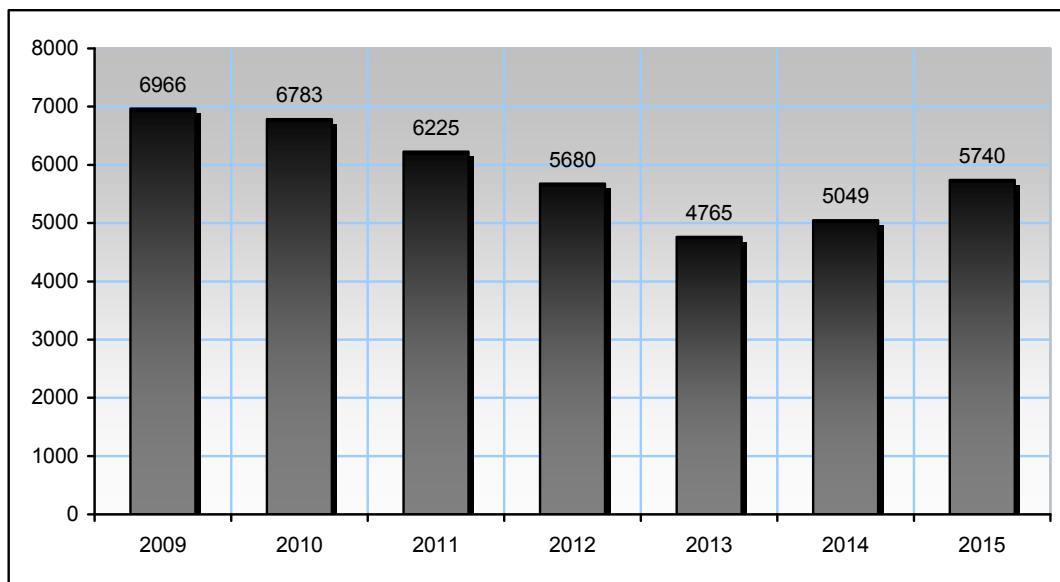


Annual Report 2015

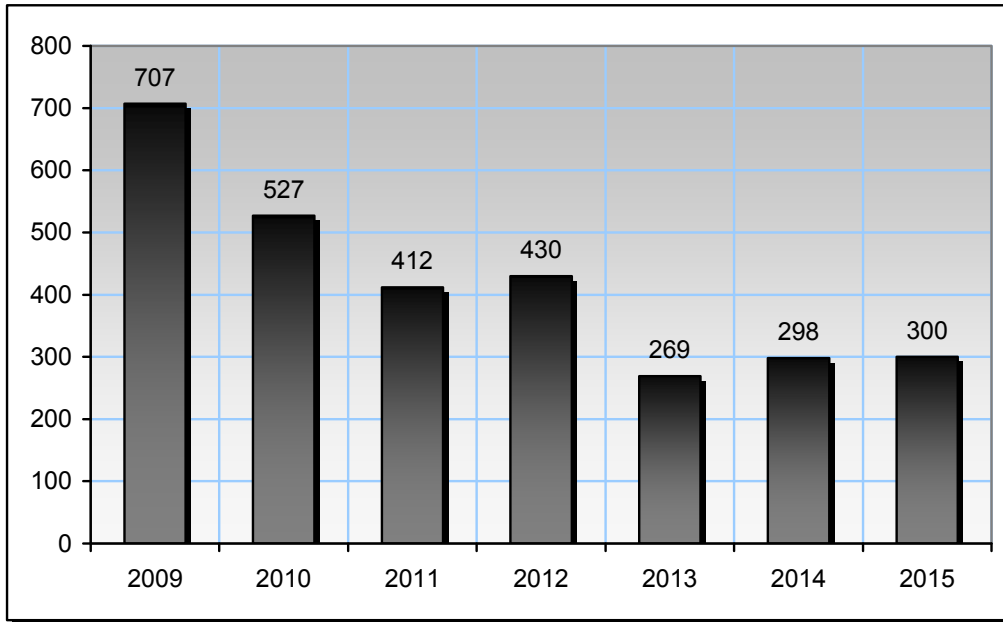
Contribution of Mediterranean MoU Members to Inspections / Detentions in Year 2009-2015

Country	Inspections								Detentions							
	2009	2010	2011	2012	2013	2014	2015	Total	2009	2010	2011	2012	2013	2014	2015	Total
Algeria	409	13	0	36	67	268	465	1258	17	4	0	14	7	3	4	49
Cyprus	0	0	126	106	100	126	136	594	0	0	10	6	9	18	12	55
Egypt	2124	2711	2058	1660	1348	1650	1557	13108	222	182	109	138	91	108	57	907
Israel	255	208	277	238	249	181	203	1611	47	48	44	22	19	7	14	201
Jordan	404	385	376	364	289	356	394	2568	5	6	4	4	0	5	1	25
Lebanon	530	512	484	542	561	518	577	3724	10	21	9	11	16	1	7	75
Malta	292	238	227	176	171	196	182	1482	9	10	9	11	17	13	7	76
Morocco	731	724	662	669	615	530	529	4460	19	12	9	7	4	1	0	52
Tunisia	177	342	203	127	99	99	141	1188	8	14	1	4	1	1	1	30
Turkey	2044	1650	1812	1762	1266	1125	1556	11215	370	230	217	213	105	141	197	1473
	6966	6783	6225	5680	4765	5049	5740	41208	707	527	412	430	269	298	300	2943

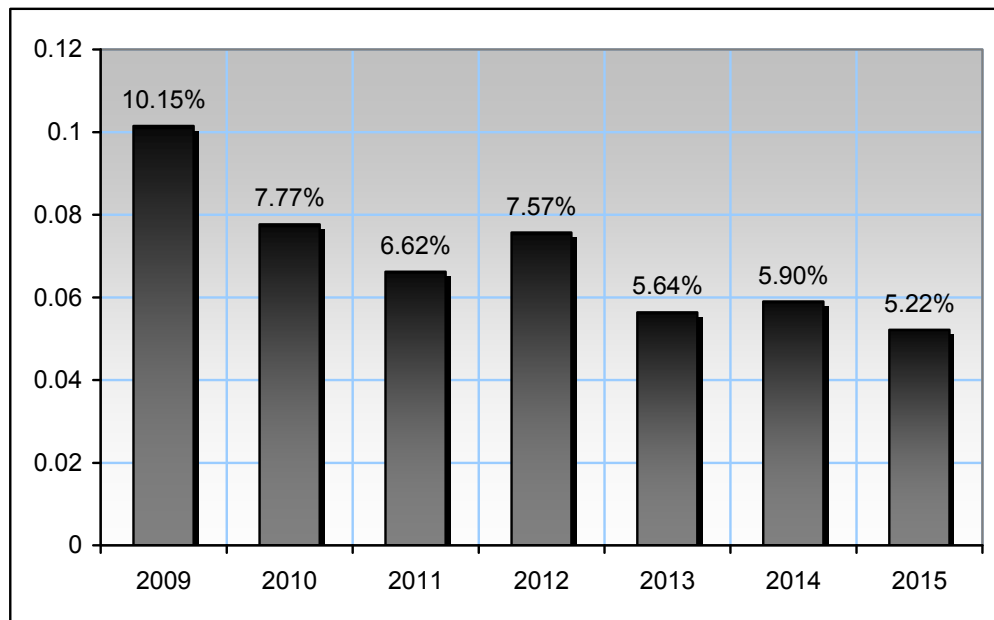
Number of inspections



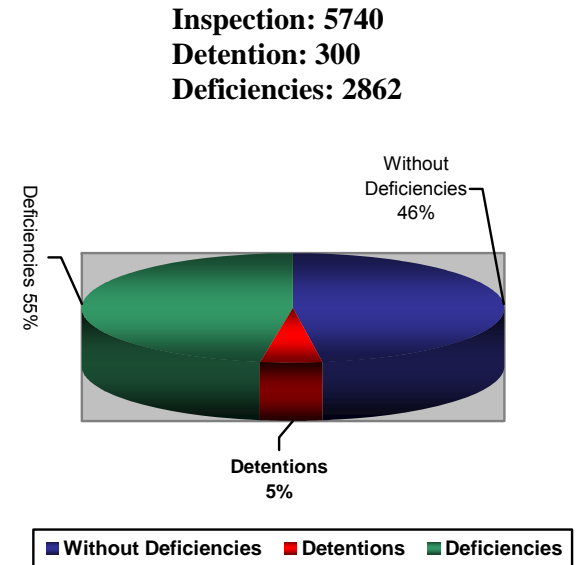
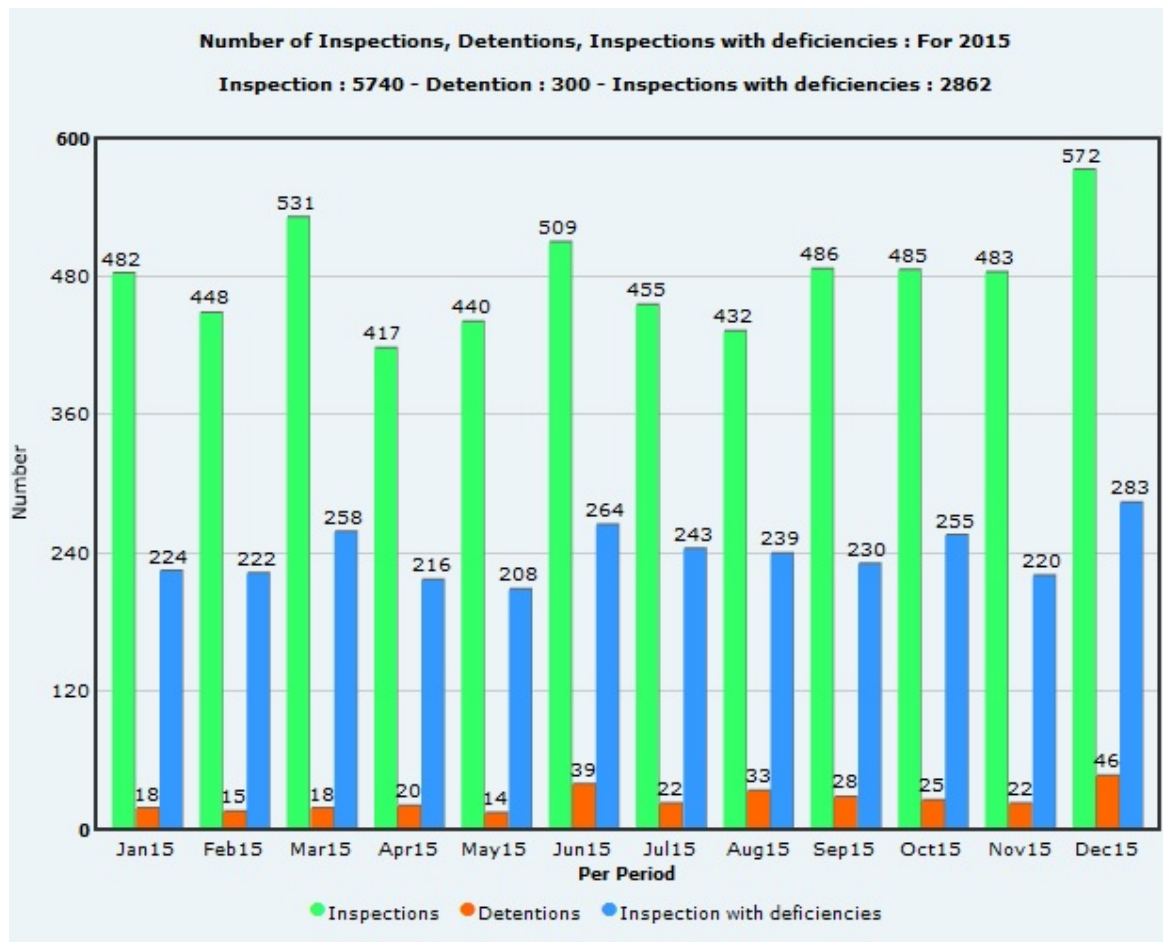
Number of detentions



Detentions in % of inspections



MoU inspections for year 2015 Annual Figure



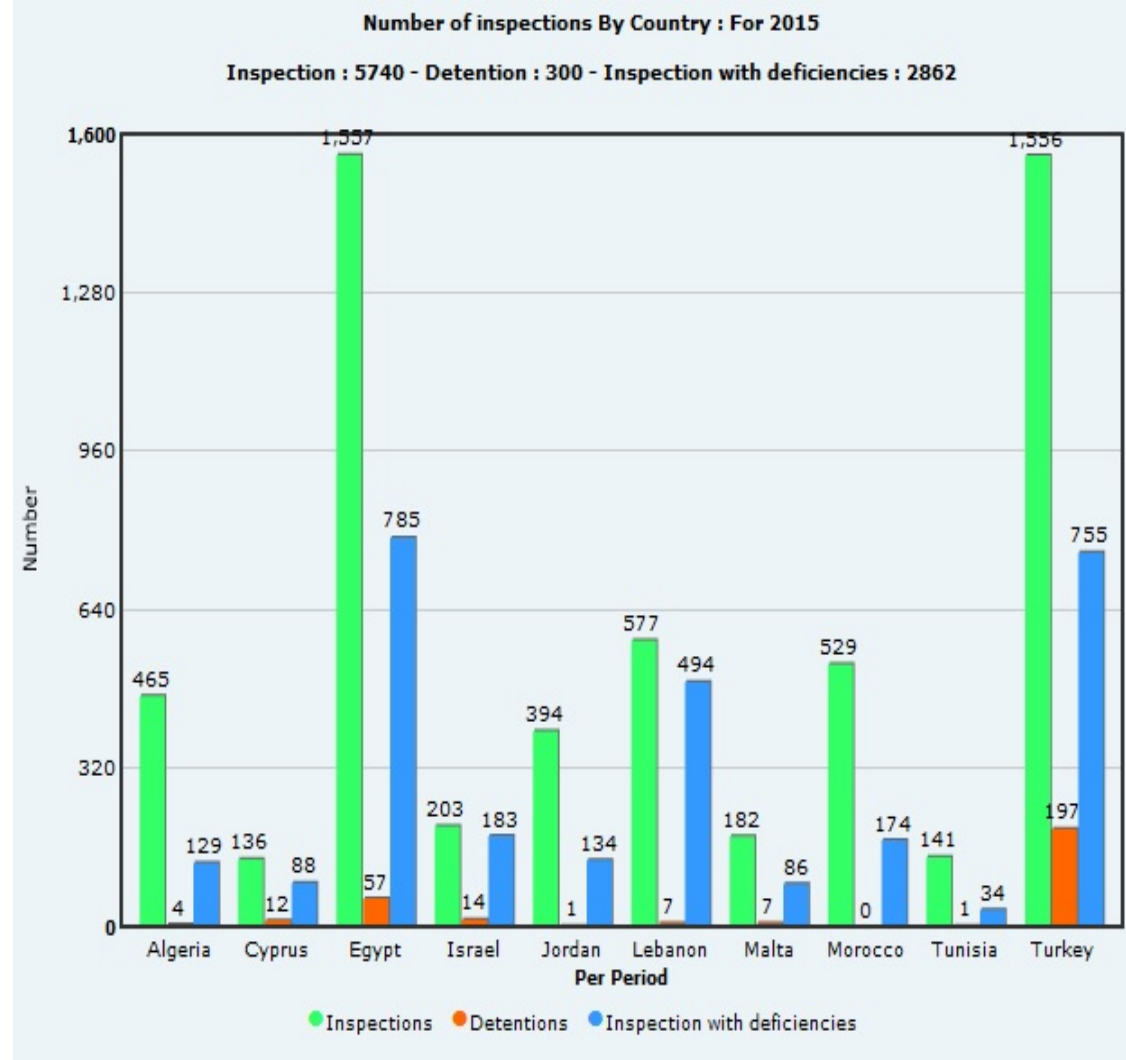
Statistics Summary

Summary Inspection/Detention/inspection with deficiencies

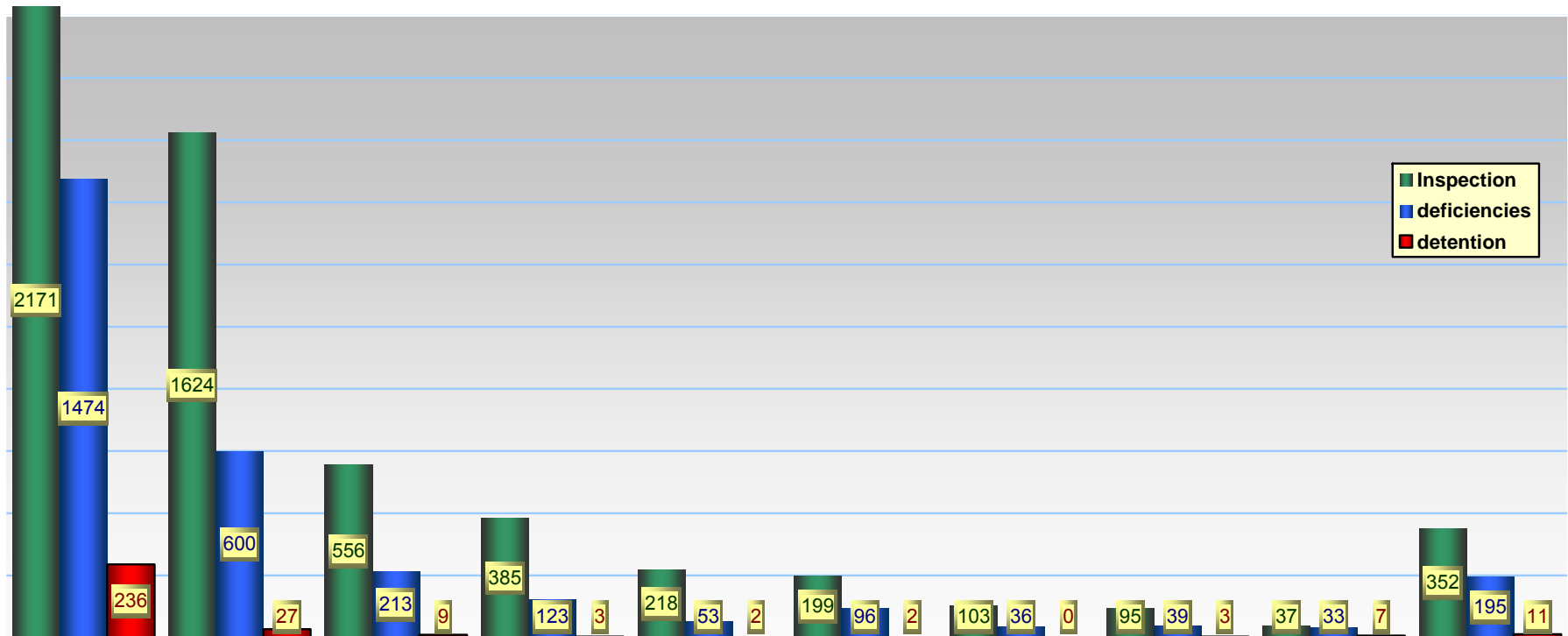
Recapitulation of MOU member's inspections: For 2015

PSC State	No. Individual Ships	Inspections	Performance Insp./No. of Ships	Inspections with deficiencies	Inspection without deficiencies	Deficiencies - %	Detentions	Detention- %	Detention with class rated Detainable deficiencies
Algeria	3989	465	11.6%	129	336	27.74%	4	0.86%	2
Cyprus	533	136	25.5%	88	48	64.71%	12	8.82%	1
Egypt	5615	1557	27.7%	785	772	50.42%	57	3.66%	25
Israel	1857	203	10.9%	183	20	90.15%	14	6.90%	0
Jordan	561	394	70%	134	260	34.01%	1	0.25%	0
Lebanon	1156	577	49.9%	494	83	85.62%	7	1.21%	0
Malta	---	182	---	86	96	47.25%	7	3.85%	2
Morocco	4085	529	12.9%	174	355	32.89%	0	0.00%	0
Tunisia	1290	141	11%	34	107	24.11%	1	0.71%	1
Turkey	5830	1556	26.7%	755	801	48.52%	197	12.66%	43
Total		5740		2862	2878		300		74

Number of Inspections, Detentions and Inspections with deficiencies per member state



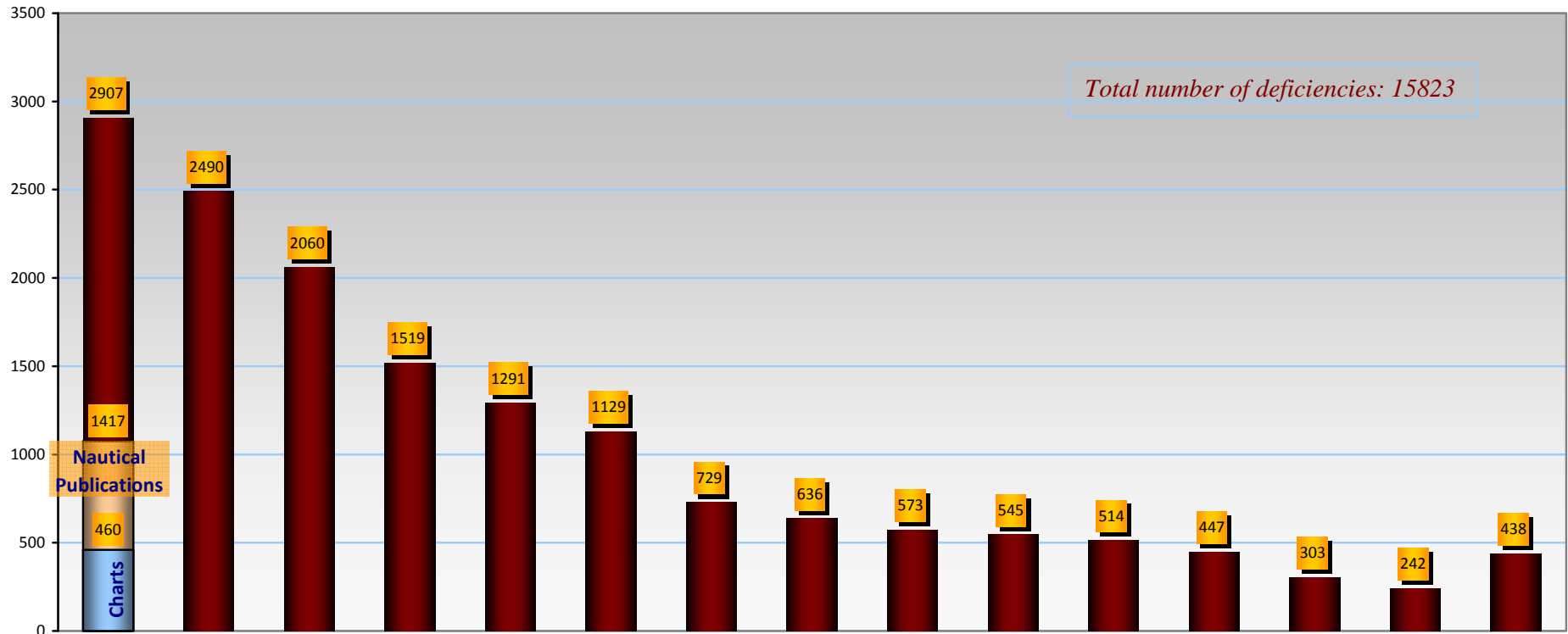
Number and % of inspection, deficiencies and detention per ship's type



	General cargo/multi-purpose ship	Bulk carrier	Containership	Tanker, not otherwise specified	Oil tanker	Ro-ro cargo ship	Gas carrier	Passenger ship	Ro-ro passenger ship	Other types of ship
● Inspection	38%	28%	10%	7%	4%	3%	2%	2%	1%	6%
● Deficiency	52%	21%	7%	4%	2%	3%	1%	1%	1%	7%
● Detention	79%	9%	3%	1%	1%	1%	0%	1%	2%	4%

Number and % of nature of deficiencies

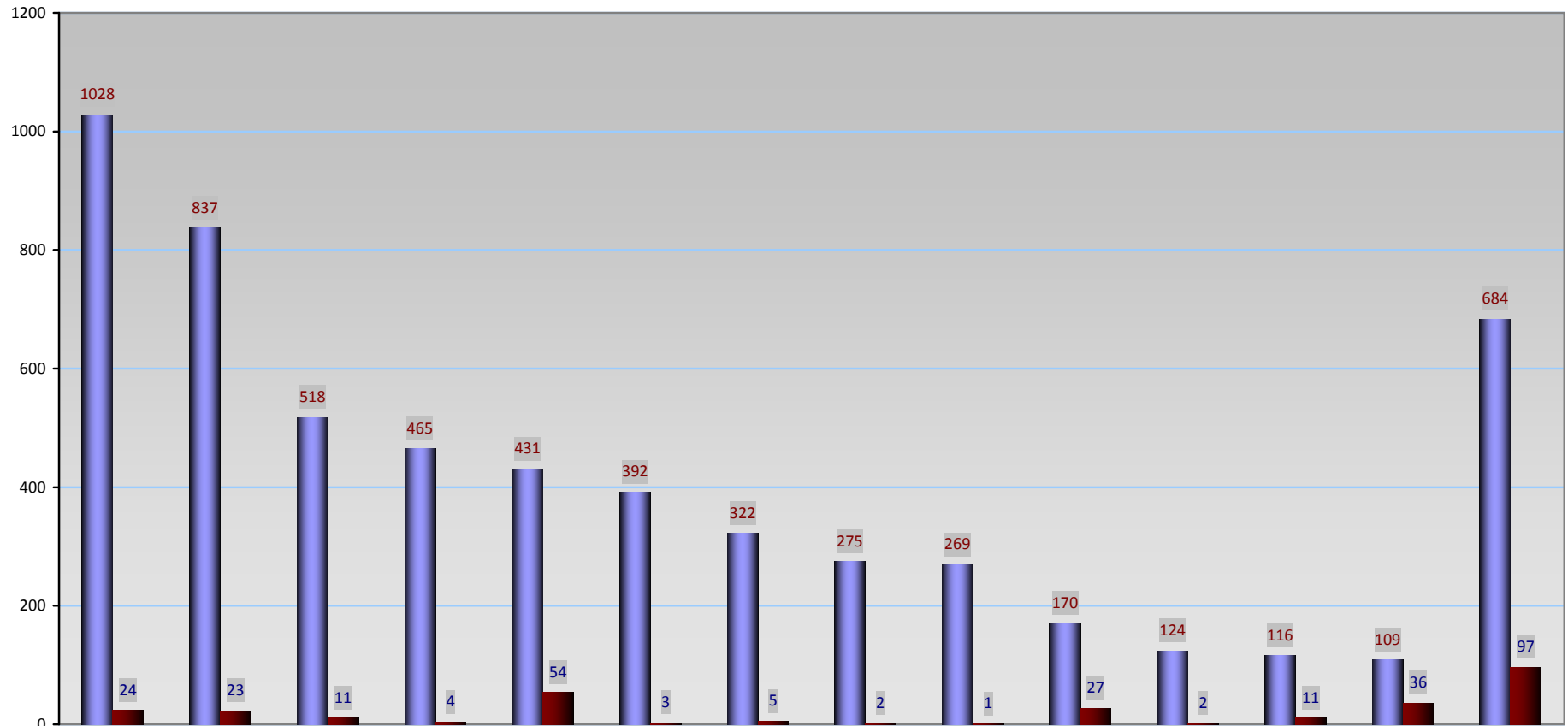
Total number of deficiencies: 15823



	Safety of navigation	Certificate & Documentation	Working and Living Conditions	Life saving appliances	Fire Safety	Propulsion and auxiliary machinery	Structural Condition	Emergency Systems	Water / Weather tight Condition	Radio communication	Pollution Prevention	ISM	Labour Conditions	ISPS	Others
Code	10	01	09	11	07	13	02	04	03	05	14	15	18	16	-----
Percentage	18%	16%	13%	10%	8%	7%	5%	4%	4%	3%	3%	3%	2%	2%	2%

- This statistics include Deficiencies that recorded more than 200 times in 2015.

Number and % of inspection, detention and detention's percentage per major Classification Society



	NKK	BV	GL	LR	RMRS	ABS	RINA	DNV GL	DNV	DBS	CCS	INSB	USR	Others
Detention %	2%	3%	2%	1%	13%	1%	2%	1%	1%	16%	2%	1%	33%	14%

- This statistics include Classification Society that had more than 100 inspections in 2015.

Detailed annual figures

Detail inspection/detention/ % per Flag Administration

Flag State	Inspections	Detentions	Inspections with deficiencies	Detention-%	Inspection-% with deficiencies
Albania	2	0	1	0	0,5
Algeria	5	1	5	0,2	1
Antigua and Barbuda	192	9	84	4.69%	43.75%
Antilles, Netherlands	69	0	25	0	36.23%
Azerbaijan	1	1	1	1	1
Bahamas	164	1	57	0.61%	34.76%
Bahrain	4	0	2	0	0,5
Bangladesh	4	0	3	0	0,75
Barbados	21	0	12	0	57.14%
Belgium	6	0	2	0	33.33%
Belize	110	8	81	7.27%	73.64%
Bermuda	4	0	1	0	0,25
Bolivia	11	2	11	18.18%	1
Bulgaria	6	0	3	0	0,5
Cambodia	112	34	102	30.36%	91.07%
Cayman Islands	23	0	4	0	17.39%
China, Peopole's Rep. Of	48	1	7	2.08%	14.58%
Comoros	48	11	42	22.92%	87.5%
Congo	1	0	1	0	1
Congo (Democratic Republic)	2	1	2	0,5	1
Cook Islands	97	12	74	12.37%	76.29%
Croatia	4	0	2	0	0,5
Cyprus	86	2	32	2.33%	37.21%
Denemark	36	0	12	0	33.33%
Dominica	1	1	1	1	1
Egypt	11	0	7	0	63.64%
Ethiopia	3	0	1	0	33.33%
Faroe Islands	2	0	1	0	0,5

Flag State	Inspections	Detentions	Inspections with deficiencies	Detention-%	Inspection-% with deficiencies
Finland	2	0	0	0	0
France	12	0	6	0	0,5
Germany	14	0	6	0	42.86%
Gibraltar	31	0	10	0	32.26%
Greece	121	4	43	3.31%	35.54%
Haiti	1	0	0	0	0
Honduras	2	1	2	0,5	1
Hong Kong, China	239	3	69	1.26%	28.87%
India	5	0	2	0	0,4
Iran (Islamic Republic of)	1	1	1	1	1
Ireland	1	0	0	0	0
Israel	1	0	1	0	1
Italy	150	0	47	0	31.33%
Jamaica	3	1	2	33.33%	66.67%
Japan	4	0	2	0	0,5
Jordan	1	0	1	0	1
Kiribati	1	0	1	0	1
Korea, Republic of	9	0	6	0	66.67%
Latvia	2	0	1	0	0,5
Lebanon	11	0	8	0	72.73%
Liberia	533	4	192	0.75%	36.02%
Libya	1	0	0	0	0
Lithuania	6	0	5	0	83.33%
Luxembourg	21	0	6	0	28.57%
Malaysia	3	1	1	33.33%	33.33%
Malta	552	8	222	1.45%	40.22%
Man, Isle of	28	0	8	0	28.57%
Marshall Islands	384	3	108	0.78%	28.12%
Moldova, Rep. of	128	36	119	28.12%	92.97%
Mongolia	1	0	1	0	1
Montserrat	2	0	0	0	0

Flag State	Inspections	Detentions	Inspections with deficiencies	Detention-%	Inspection-% with deficiencies
Morocco	3	0	3	0	1
Netherlands	134	2	46	1.49%	34.33%
Norway	41	0	17	0	41.46%
Pakistan	1	0	0	0	0
Palau	42	6	38	14.29%	90.48%
Panama	808	39	411	4.83%	50.87%
Philippines	19	0	10	0	52.63%
Portugal	33	0	14	0	42.42%
Qatar	3	0	1	0	33.33%
Russian Federation	225	34	148	15.11%	65.78%
Saint Vincent and the Grenadines	76	1	56	1.32%	73.68%
Samoa	3	2	3	66.67%	1
Saudi Arabia	14	1	6	7.14%	42.86%
Serbia and Montenegro	1	0	1	0	1
Sierra Leone	134	27	125	20.15%	93.28%
Singapore	180	1	56	0.56%	31.11%
Spain	18	0	8	0	44.44%
Sri Lanka	3	0	2	0	66.67%
St. kitts & Nevis	33	3	27	9.09%	81.82%
Switzerland	11	1	5	9.09%	45.45%
Syrian Arab Republic	5	0	5	0	1
Taiwan, China	3	0	0	0	0
Thailand	16	0	5	0	31.25%
Togo	171	15	164	8.77%	95.91%
Tunisia	2	0	1	0	0,5
Turkey	204	6	110	2.94%	53.92%
Tuvalu	12	1	11	8.33%	91.67%
Ukraine	27	5	26	18.52%	96.3%
United Arab Emirates (UAE)	1	0	0	0	0
United Kingdom	62	2	18	3.23%	29.03%
United Republic of Tanzania	63	5	62	7.94%	98.41%



Flag State	Inspections	Detentions	Inspections with deficiencies	Detention-%	Inspection-% with deficiencies
United States of America	11	0	6	0	54.55%
UNKNOWN	2	0	1	0	0,5
Vanuatu	36	3	30	8.33%	83.33%
Total	5740	300	2862		

Nature of deficiency number detailed by Flag Administration

Flag State	01	02	03	04	05	06	07	08	09	010	011	012	013	014	015	016	018	99
Albania		1	2						1	1								
Algeria	8	2	1	1	2		1		2	1	1	2		1	2		4	
Antigua and Barbuda	53	10	12	7	9		36	4	27	91	50	3	30	17	10	2	13	3
Antilles, Netherlands	16	2	1	1	2		10	1	14	21		1	6	7	2		2	
Azerbaijan	2			2			2			2	4					1		
Bahamas	46	8	4	10	15		18	5	40	36	21	1	20	6	4	1	6	
Bahrain	1						1		1	2			1	1				
Bangladesh	2	1					1		3	2	1		5					
Barbados	7		4	3	1		4	2	12	9	3		1	1	2			
Belgium	3			1									1				1	
Belize	72	14	9	19	11		31	5	46	89	29	4	36	12	11	16	6	4
Bermuda	1		1															
Bolivia	20	8	4	7	7		4	2	17	26	18	1	9	3	1	3		
Bulgaria	5		1		1				3	2	1		2	1				
Cambodia	115	61	42	42	37	4	79	5	73	142	97	5	39	23	20	8	15	4
Cayman Islands	1				2		5			3								
China, Peopole's Rep. Of	3								1	6	2							
Comoros	35	18	13	6	15	2	21	5	37	57	25	1	21	8	14	4	2	
Congo		2						1	1		3		1					
Congo (Democratic Republic)	3		2				1			5				1				
Cook Islands	89	13	19	27	15	1	45	4	67	76	52	3	21	12	14	11	10	1
Croatia	5	1								4					1	1	1	
Cyprus	30	2	2	8	3		24	3	19	28	11	1	18	5	2	1	1	
Denmark		4					3		3	4	5	3	4	2		2		
Dominica		1		2				1	3	2			1					
Egypt	13	1			1		2		1	3	4			1	2		3	
Ethiopia	1																	
Faroe Islands	2																	

Flag State	01	02	03	04	05	06	07	08	09	010	011	012	013	014	015	016	018	99
Finland																		
France	6		1						1	6	2		1	2				
Germany	4								3	3	3		1					
Gibraltar	5	1	2	2			9	2	1	5	2		3	1				
Greece	45	7	5	18	4	1	5	2	16	41	21	2	12	6	5	2	4	
Haiti																		
Honduras	1	1	2	1			3		3	2	4		9	1	2			1
Hong Kong, China	30	10	12	8	9	1	31	2	37	43	27	3	32	8	10	3	5	2
India	2	1	1						3		1		2	1		1		
Iran (Islamic Republic of)	6		2	4			3		1	5	5				2			
Ireland																		
Israel	2																	
Italy	28	4	5	7	2	1	22	3	10	40	11	2	15	9	9	4	8	1
Jamaica							2			1			2	3				
Japan	1				1				1	1			1	1	1			
Jordan		1		1					1	1		1	5					
Kiribati		2							1	1	1		1					
Korea, Republic of	4	3	2		2		1		1	3	3	1	2		2		2	
Latvia	2																	
Lebanon	5	1	1	2	1		1		10	5	1		1	1		2		
Liberia	121	31	30	34	20	1	61	19	120	132	59	6	70	30	17	3	15	
Libya																		
Lithuania	2	1		3			5	4	9	8	5	1	1	2	2			
Luxembourg	5	2	1		4	1	2			4	2		3	1	2	1	1	
Malaysia			1				3			1	1		2		1		3	
Malta	146	47	17	25	26	3	73	13	109	145	84	7	66	31	20	14	18	1
Man, Isle of	10	1	1	4	1	1	8	2	25	12	6	1	5	2		1		
Marshall Islands	63	24	15	20	19		28	9	75	83	40	4	38	7	13	1	3	
Moldova, Rep. of	143	71	54	45	37	5	78	7	90	158	113	3	41	30	35	16	25	7
Mongolia	4	1		1	2		1		1	3	1		1	2				

Flag State	01	02	03	04	05	06	07	08	09	010	011	012	013	014	015	016	018	99
Montserrat																		
Morocco	1	1					3			1			1				2	
Netherlands	27	1	5	4	5		19	2	15	32	20		10	7	4	6	3	
Norway	16	3	2	1	6		5		7	7	7		7	1			2	
Pakistan																		
Palau	49	2	6	11	8	1	18	5	21	53	29	1	9	4	9	4	8	2
Panama	382	77	74	92	88	4	174	41	386	478	194	25	228	81	51	29	37	2
Philippines	3	1	1	1	1		5			4	2		1				1	
Portugal	8	6	1	5	2		1	1	10	6	2	2	5	2	2	3	2	
Qatar	3																	
Russian Federation	87	65	26	32	30		78	9	63	135	85	4	43	43	36	7	15	3
Saint Vincent and the Grenadines	57	17	12	18	20	1	23	5	73	71	38	2	30	9	11	4	7	
Samoa	7	1	1		2		1		2	3	3		3	2	1	1		
Saudi Arabia	5		1	4	1	1	2		19	8	4	1	2		1	1		
Serbia and Montenegro	1									1	1							
Sierra Leone	167	44	38	31	34	4	67	19	114	167	86	2	50	15	29	16	18	1
Singapore	28	8	7	11	4		25	2	24	31	12	2	26	11	10	2	9	
Spain	6	1		3	1		6		3	4	1			1			1	1
Sri Lanka	3								1									
St. kitts & Nevis	22	9	3	7	1		27	5	16	20	14	1	11	11	3	3	1	
Switzerland	8	1	3	4			5	2	8	5	4		2	3			1	
Syrian Arab Republic	4	2		2				1	3	11	3	1		5		3		
Taiwan, China																		
Thailand	2	1		1	1		1		2	3	1		1					
Togo	186	51	63	37	41	4	81	11	147	245	154	12	71	28	34	35	23	3
Tunisia			2		1						2							
Turkey	79	34	24	26	15		48	10	115	122	49	7	57	17	18	12	6	1

Flag State	01	02	03	04	05	06	07	08	09	010	011	012	013	014	015	016	018	99
Tuvalu	13	8		3	2		3	1	6	14	7			1	4	1	3	
Ukraine	15	12	12	10	4	1	18	5	22	31	15	3	10	7	7	4	3	1
United Arab Emirates (UAE)																		
United Kingdom	19	1	3	2	3		14	1	10	13	4	2	4	2			3	
United Republic of Tanzania	83	21	14	18	13	1	31	6	81	102	47	3	22	17	12	9	7	6
United States of America	9				1		2		4	1			2	5	2			
UNKNOWN							1		1	1	2							
Vanuatu	32	4	6	2	12	1	9	2	18	23	14	2	4	3	7	4	3	
Totals	1933	638	481	537	448	40	1153	173	2545	3217	1297	250	1249	674	295	295	91	76

MED MOU SECRETARIAT CONTACT DETAILS

Adm. Mokhtar AMMAR

Secretary General

E-mail : ammар@medmou.org

Capt. Emad ISLAM

Deputy Secretary

E-mail : eislam@medmou.org

Postal Address: MEDMOU Secretariat, ELMANDARA – P.O. Box: 3101
746 EL CORNISH STREET 17th FLOOR- (BLUE HORIZON
BUILDING)- ALEXANDRIA - EGYPT

Email Address : secretariat@medmou.org

Website : www.medmou.org

Telephone : + (203) 5505770

+ (203) 5505773

Fax : + (203) 5505578

CIMED CONTACT DETAILS

Mr. Mehdi Loutfi

Deputy Director MedMoU Information Centre

E-mail : deputydirector@medmouic.org

Postal Address: Immeuble Direction de la Marine Marchande-Boulevard Félix Houphouet
BOIGNY, 20000, Casablanca - Morocco











Email Address : medmouic@medmouic.org

Website : www.medmouic.org

Telephone : + (212) 522 27 17 50/543 46 20

Fax : + (212) 522 27 17 63

Med MoU Member states Focal Point

			
<p>MR. IBEN EL BOUSHAKI MOHAMED Directeur De la Marine Marchande et des Ports Ministère des Transports.</p> <p>1, Chemein Ibn Badis EL MOUIZ EL BIAR – Alger.</p> <p>Phone: +213 21 92 09 31 Fax: +213 21 92 60 96 E-mail: ibenelboushaki@yahoo.fr</p>	<p>MR. MICHAEL A. MICHAELIDES For Acting Director Ministry of Communications and Works Department of Merchant Shipping.</p> <p>Kyllinis Street, Mesa Geitonia 4007, Lemesos Postal Address: P.O. Box 56193 3305, Lemesos Cyprus.</p> <p>Phone: +357 25848 100 - 275 Fax: +357 25848200 E-mail: mmichaelides@dms.mcw.gov.cy</p>	<p>R. ADM: KHALED SAID ZAHARAN Chairman of Egyptian Authority for Maritime Safety.</p> <p>Alexandria – Bab Gomrok (1) Postal code 215.13</p> <p>Phone: +203 4832041 Fax: +203 4875633 E-mail: eafms@mot.gov.eg</p>	<p>CAPT. MICHAEL SOLOMON Manager JRCC Israeli Ministry of Transport & Shipping and Ports Administration</p> <p>15A Pal – Yam St. Building "B", POB 806, Haifa 31999, Israel.</p> <p>Phone: +972 48632077 Fax: +972 48632118 E-mail: solomonm@mot.gov</p>
			
<p>MR. SALAH ALI ABU AFIFEH Director General– Jordan Maritime Commission.</p> <p>The Hashemite Kingdom of Jordan P.O.Box 171-Aqaba 77110 Jordan.</p> <p>Phone: +962 32015858 Fax: +962 32018049 E-mail: tech@jma.gov.jo</p>	<p>ENG. ABDEL HAFIZ EL KAYSSI General Director of Land & Maritime Transport.</p> <p>Ministry of Public Works & Transport Georges Picot strtt Starco Bldg. 3rd Floor - Beirut – Lebanon.</p> <p>Phone: +9611 3716 44 - 45- Fax: +9611371647 E-mail: ministry@transportation.gov.lb</p>	<p>MR. IVAN SAMMUT Registrar General of Shipping and Seamen Merchant Shipping Directorate.</p> <p>Malta Transport Center Marsa, MRS 1917 – Malta.</p> <p>Phone: +356 21250350 Fax: +356 21241460 E-mail: ivan.sammut@transport.gov.mt</p>	<p>MRS . AMANE FETHALLAH Director of the Merchant Marine Ministry of Equipment Transport and Logistics</p> <p>Direction de la Marine Marchande Boulevard Félix Houphouët Boigny Casablanca - Maroc.</p> <p>Phone +212 529 028 602 Fax: +212 522 273 340 E-mail: dnm@dmm.gov.ma</p>
			
<p>MR. KHEIREDDINE SGHAIER Director of Fleet and Maritime Navigation.</p> <p>Office de la Marine Marchande et des Ports – Batiment Administratif 2060 -La Goulette – Tunisia.</p> <p>Phone: +216 29 905 107 Fax : +216 71 735 520 E-mail: kessghaier@ommp.nat.tn</p>	<p>MR. M.Mehdi GÖNÜLALCAK General Director.</p> <p>Ministry of Transport, Maritime Affairs and Communications General Directorate for Maritime and Inland Waters Regulation T.C. Ulaştırma, Denizcilik ve Haberleşme Bakanlığı Deniz ve İçsular Düzenleme Genel Müdürlüğü Hakkı Turaylıç Caddesi No:5 "C Blok" 06510 Emek/Ankara/TÜRKİYE.</p> <p>Phone: +90 312 203 10 00 Fax: +90 312 231 3306 E-mail: psc@udhb.gov.tr</p>		